






# MECHLINE PRO™

## SPECIFIC MAINTENANCE INSTRUCTION APPENDIX TO THE PRODUCT DOCUMENTATION



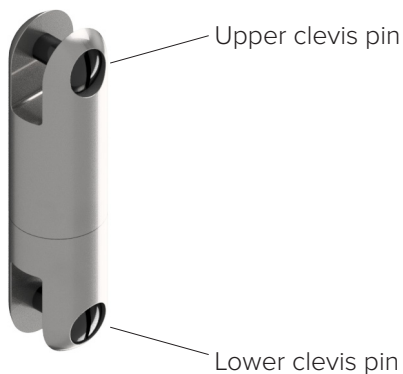
ID:		Client/ place:		Interval in months when 1-3 shifts	Interval in months when >3 shifts	The service must be performed considering the maintenance safety instruction.	
Service by:		Date:					
	Visual inspection, examine whether the product exhibits damages						
	Auditory inspection, examine whether the product exhibits discordant sound						
	Physical inspection, examine whether the product exhibits damages						
	Mechanical inspection, examine whether the product exhibits decomposition, instruments is needed						
No	Product	Inspection				Inspector Dept. / Sign.	Comment
1.4	Swivel clevis pin			4	3		

### 739704 SWIVEL

The following maintenance check points must be verified at intervals specified in the product documentation and above.

#### Check for wear on clevis pins on swivel

Worn or bent clevis pins must always be replaced with original manufacturer's pins. Service kit for lower clevis pin together with support sleeve are available #743595. This kit is always recommended when equipment outstands low cycle times and high dynamics. Clevis pin w/o support sleeve are available #743596



743595 Service kit lower clevis pin

