movomech®

MECHSTACK PRO™

Data sheet / Datablad / Datenblatt / Fiche technique

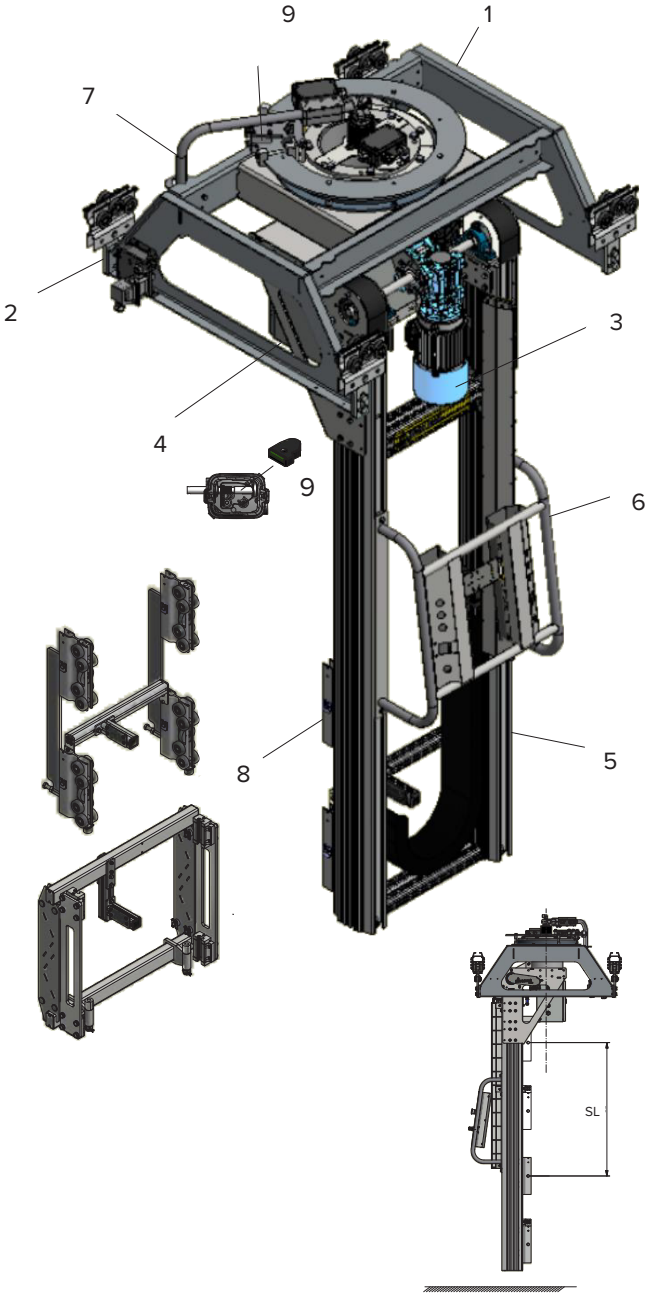

Technical data Tekniska data / Technische Daten / Données techniques	Standard	Heavy Duty	
Maximum load[1] Max. Last / Charge max.	150/250	150/250/400/650	kg
Maximum moment[2] Couple max.	1500-2000	1500-4000	Nm
Maximum lifting stroke SL Max slaglängd / Max. Hublänge / Course max.	4910	4835	mm
Rotation[3] Rotation	0-310/360	0-310/360	°
Lifting speed Lyfthastighet / Hübgeschwindigheit / Vitesse de levage	0-10	0-10	m/min
Tare weight[4] Egenvikt / Eigengewicht / Poids propre	222-350	255-415	kg
Motor output Motoreffekt / Motorleistung / Puissance moteur	0,75	0,75/1,5	kW
Voltage Spänning / Spannung / Tension	1x230, N, PE (±15) 50/60 Hz		V
Fuse Säkring / Sicherung / Pré-freinage	10		AT
Enclosure class Kapslingsklass / Schutzklasse / Indice de protection	54		IP
Work temperature Arb.temperatur / Betriebstemperatur / Temp. de régime	5-40		°C
Noise level Bullernivå / Schallpegel / Niveau sonore	<70		dB (A)

[1] Depends on engine unit
[2] Depends on lifting stroke SL
[3] Depends on media connection
[4] Depends on configuration

1.	Cross unit	Kryssenhet	Deckenwagen	Unité de croix
2.	Suspensions	Nedpendling	Aufhängung	Suspension
3.	Engine unit	Motorenhet	Motoreinheit	Unité de moteur
4.	Electric cabinet	Elskåp	Schaltschrank	Coffret électrique
5.	Pillar unit	Pelarenhet	Hebesäule	Unité de pilier
6.	Operator handle	Manöverhandtag	Bedienungsoberfläche	Panneau de commande
7.	Media connection	Mediaanslutning	Medienanschluss	Raccord de média
8.	Tool carrier frame	Verktygsläde	Werkzeugeramen	Cadre d'outil
9.	Encoder	Enkoder	Enkoder	Encodeur

MECHSTACK PRO™

Mechstack Pro STD Standard

Max moment (Nm)		1 000	1 500	2 000
Max load	kg	150/250	150/250	150/250
Max Z	mm	5 945	5 200	4 010
Max stroke SL	mm	4 910	4 165	2 975

1035 < Z < 5945

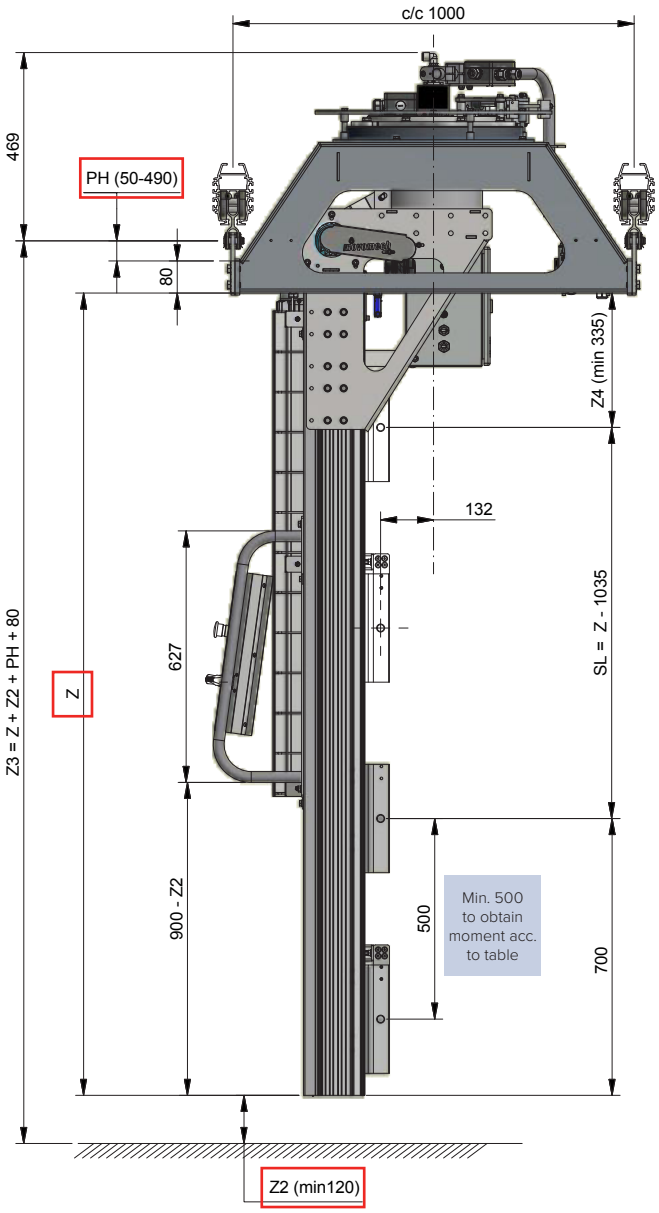

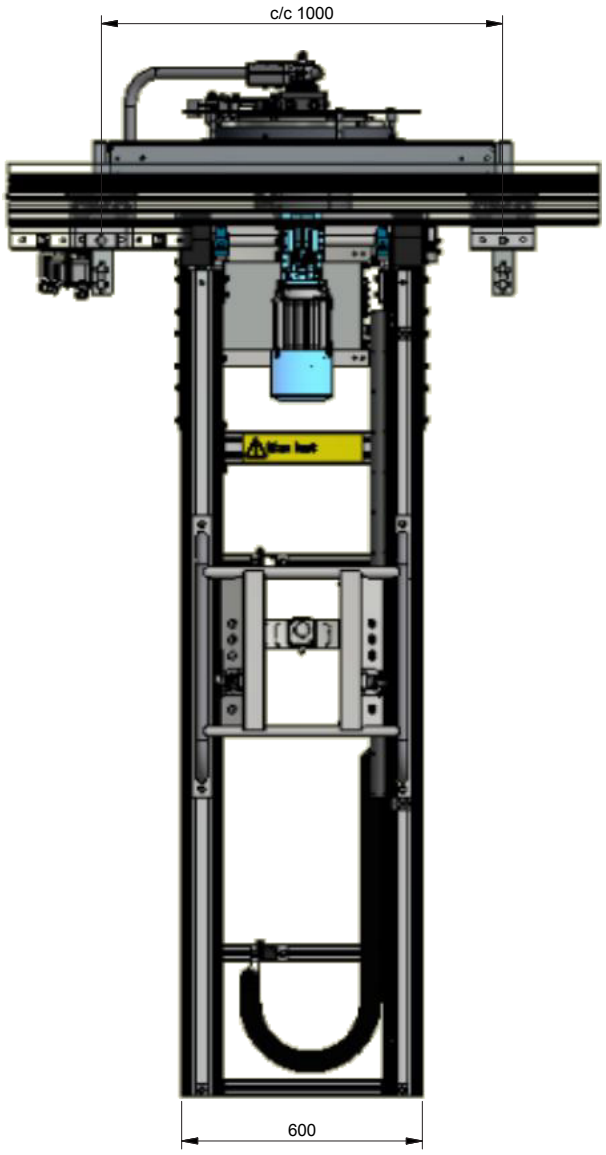

MECHSTACK PRO™

Mechstack Pro HD Heavy Duty

Max moment (Nm)		1 000	1 500	2 000	2 500	3 000	3 500	4 000
Max load	kg	150/250/400/650						
Max Z	mm	5 945	4 590	3 590	2 990	2 590	2 290	2 090
Max stroke SL	mm	4 835	3 480	2 480	1 880	1 480	1 180	980

1110 < Z < 5945

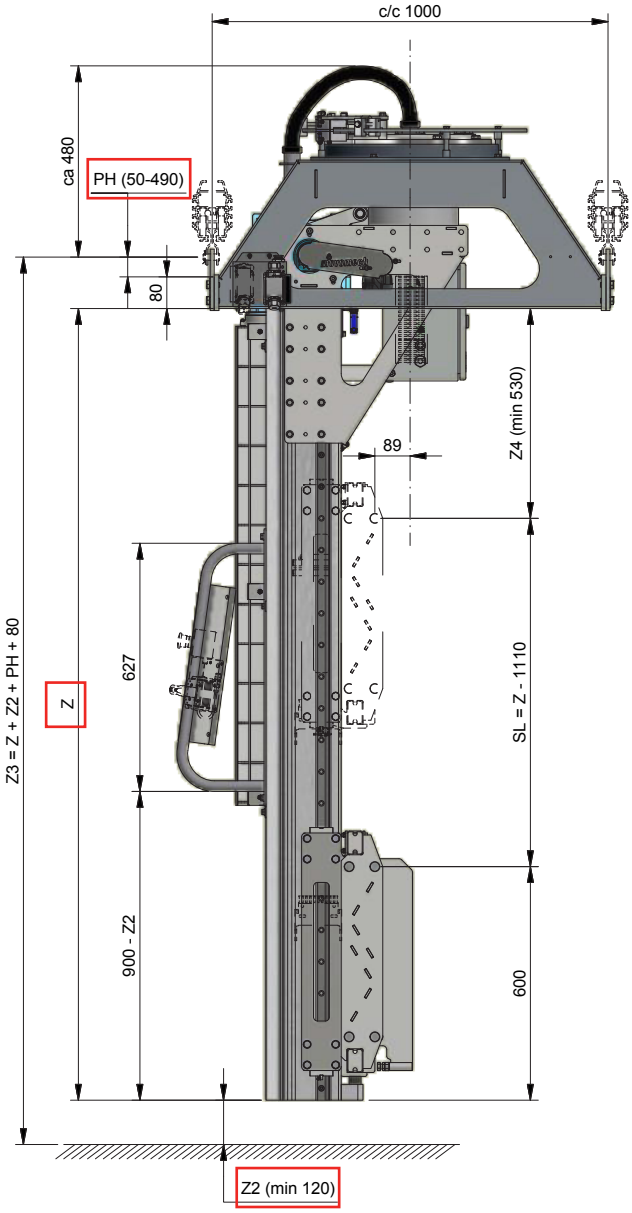

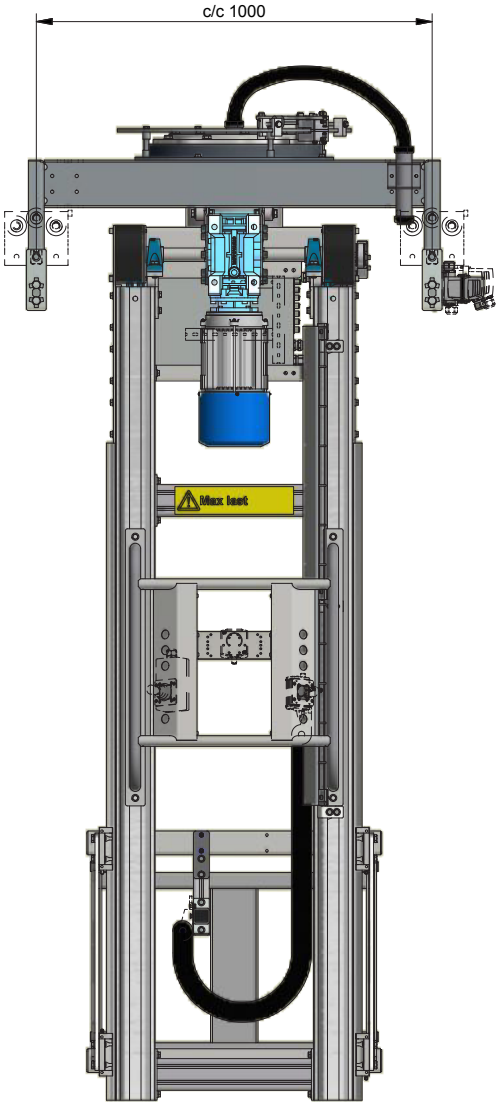

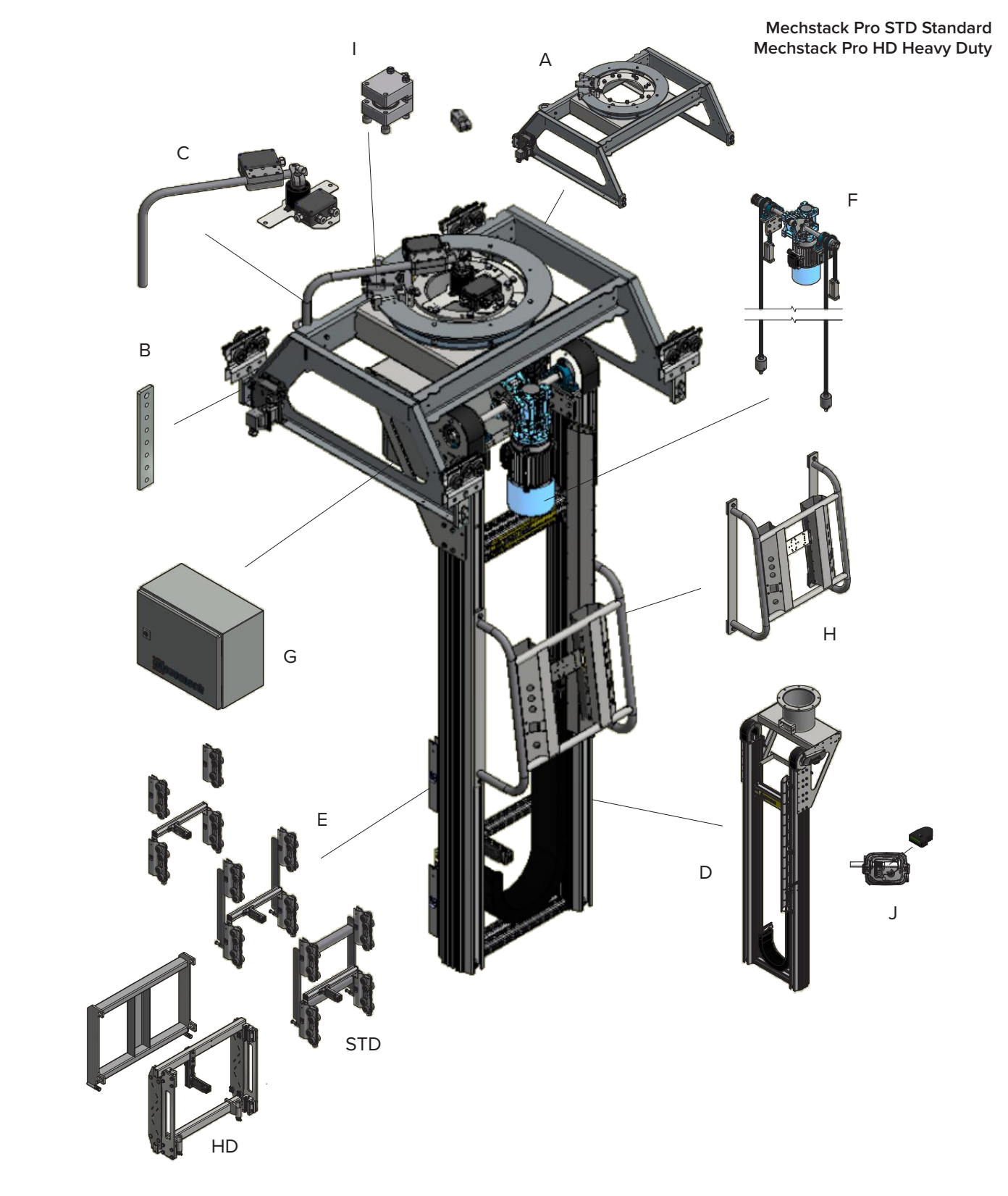
Mechstack Pro STD Standard
Mechstack Pro HD Heavy Duty
I
A
C
F
B
H
G
E
D
J
STD
HD

A

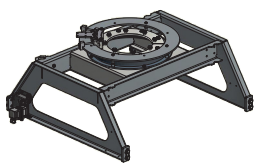

80 kg

743280

	Configuration	PH (mm)	Order quantity:	kg		
B	PH 50	50	4	0,6	733835	733837
	PH 90-210	90-130-170-210 *	4	1,1	740940	740941
	PH 250-370	250-290-330-370 *	1	<11	740943	740945
	PH 410-490	410-450-490 *	1	<13	740947	740949
				Ø (mm)	16,5	20,5
				Fits trolley	AHB1.1-2	AHB3

* Cut to selected suspension height PH

B

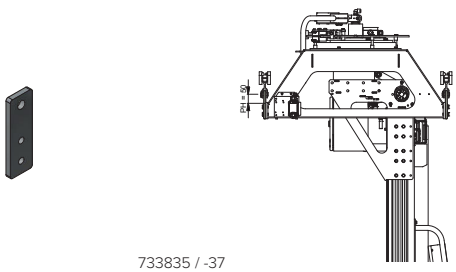

733835 / -37

B

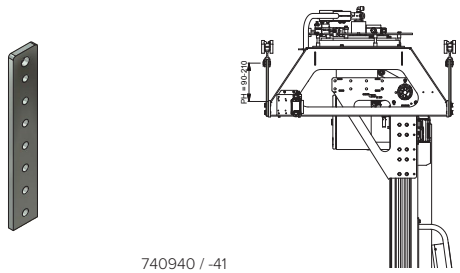

740940 / -41

B

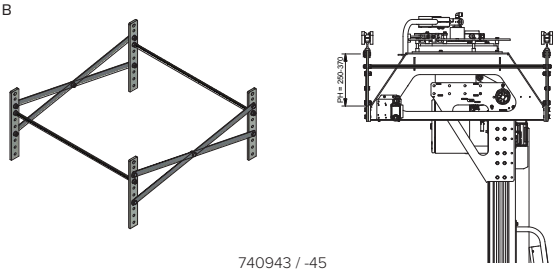

740943 / -45

B

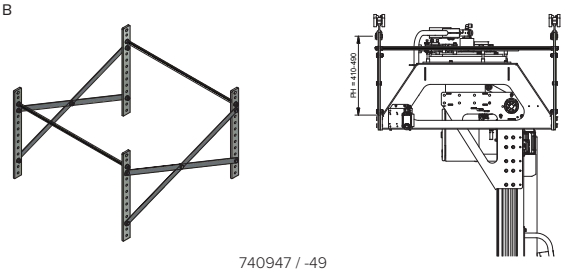

740947 / -49

	Media connection	Rotation	kg	
C	Standard	0-310°	1,2	743291
	6 pol	0-360° free	6,2	743292
	6 pol 2 pneu	0-360° free	6,6	743293
	6+12 pol	0-360° free	7,0	743294
	6+12 pol 2 pneu	0-360° free	7,4	743295

C

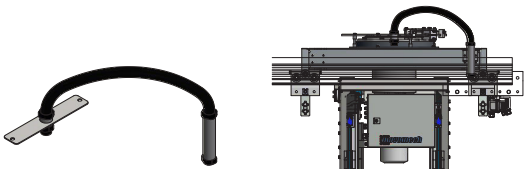

743291

C

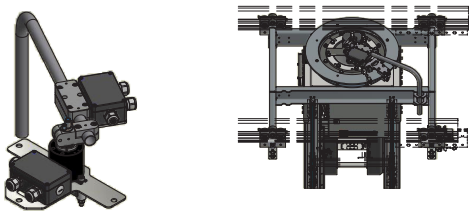

743292-95

D (STD) STD: Standard

70-157 kg
70+17,6*(Z-1035)/1000 kg

743282

E (STD)

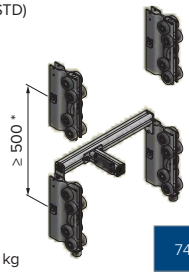

8,5 kg

743288

E (STD)

16 kg

743289

E (STD)

22 kg

743290

* ≥ 500 mm for full moment

D (HD) HD: Heavy Duty

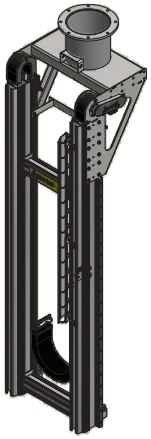

77-170 kg
77+19,2*(Z-1110)/1000 kg

743281

E (HD)



34 kg

743287

E (HD)

Option:
Weldable (add-on) tool frame
Svetsbar (påmonterad) verktygsram
Schweißbar Rahmen (Erweiterung)
Cadre soudable (supplémentaire)

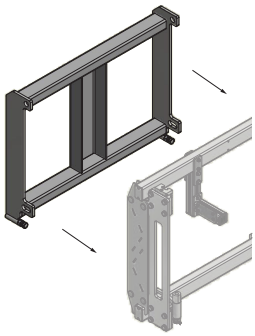

18 kg

743297

F

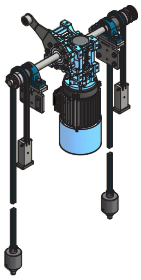

	Engine unit	For version	kW	kg	
F	Motovario 150/250 kg	STD / HD	0,75	36,5	743283
	SEW 150/250 kg	STD / HD	0,75	44,5	743284
	Motovario 400/650 kg	HD	1,5	55	743285
	SEW 400/650 kg	HD	1,1	68	743286

G



	Electric cabinet	For version	kg	
G	150 kg	STD / HD	15,5	743414
	250 kg	STD / HD	15,5	743434
	400 kg	HD	15,5	743415
	650 kg	HD	15,5	743435

I Brake

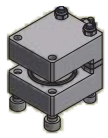

0,4 kg

742708

H

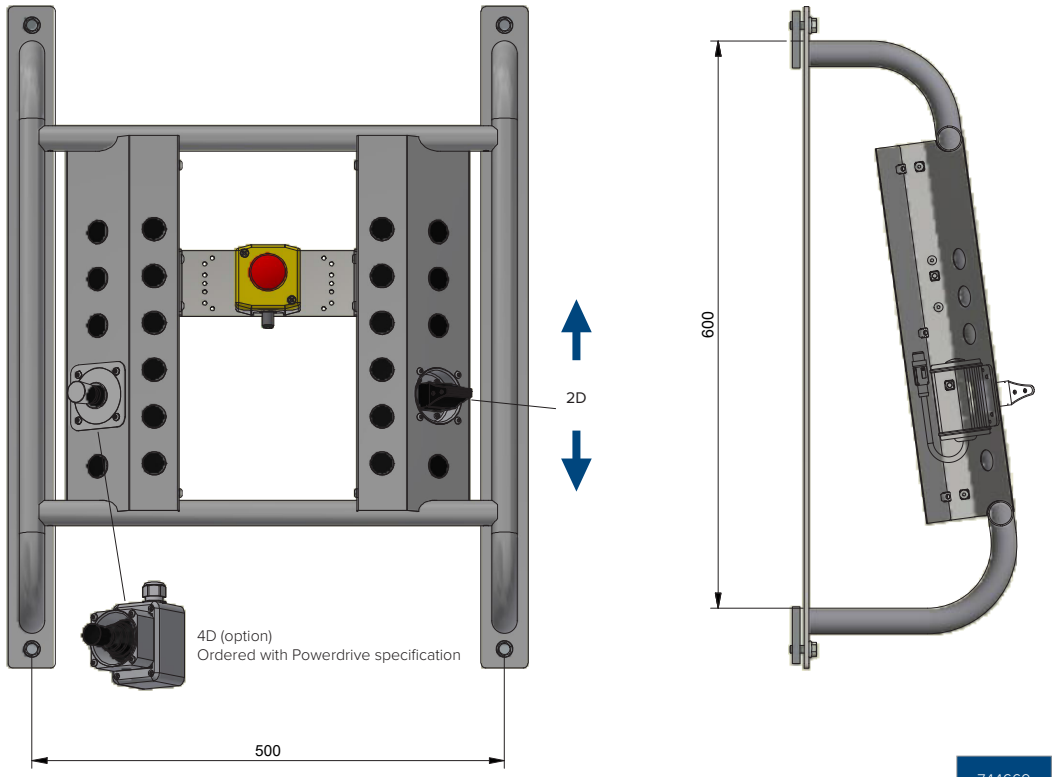

7,7 kg

744669

J Encoder

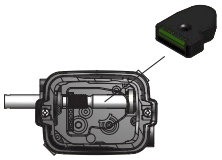

742291

Encoder

The encoder simplifies positioning in the Z direction. Mounted in the rotary limit switch. Teach-in function. Connected directly (no external PLC required).

Encodern förenklar positionering i Z-led. Monteras i spindelgränsläget. Teach-in-funktion. Kopplas direkt (ingen extern PLC nödvändig).

Der Encoder erlaubt Positionierung in der Z-Richtung. Am Getriebeendschalter montiert. Teach-in-Funktion. Direkter Anschluss (keine externe SPS notwendig).

Le encodeur simplifie le positionnement dans la direction Z. Est monté dans l'interrupteur fin de course rotatif. Teach-in fonction. Connexion directe (sans PLC externe).

Configuration / Konfiguration

Z (mm)	Z2 (mm)	PH (mm)	SL (mm)
			( )

A	+	B	+	C	+	D	+	E	+	F	+	G	+	H

Qty; pc(s)

Option